

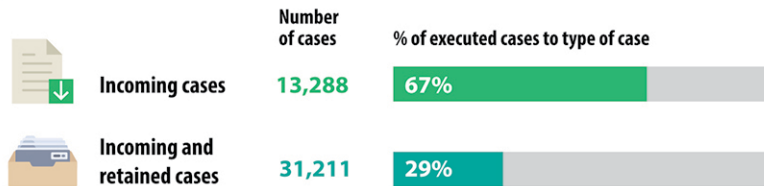
SELECTED STATISTICS ON JUSTICE IN PALESTINE




Number of Lawyers, Prosecutors, and Judges in Palestine, 2014

Gender	Judges	Prosecutors	Lawyers
Female	37	16	743
Male	184	108	2,882
Total	221	124	3,625

Number of Cases at Prosecution in Palestine, 2014



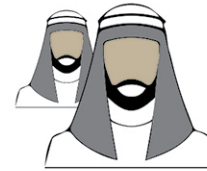
Number of Prosecution Cases by Type in Palestine, 2014



First-Instance Courts and Magistrate Courts Investigation Results, 2014

Verdict	% of total number of cases
Conviction	60.5%
Discharging	18.7%
Lack of Jurisdiction	0.3%
Termination of personal right	19.4%
Limitation prescription	1.1%


Number of Documented Cases in which Tribal Judiciary Was Used in the Gaza Strip, 2014



Case Type	Number of cases in the Gaza Strip	Number of cases in the West Bank
Quarrels	2,829	1,470
Financial	1,735	230
Accidents	684	312
Theft	387	72
Murder	34	37
Honor	74	21
Family dispute	831	2,150
Land related	384	130
Other	655	68
Total	7,613	4,490

Number of Islamic Sharia Courts in the West Bank, 2014

Number of Judges:



In 2014, the total number of lawsuits against violence towards women was

36,231

of which **3,090** lawsuits were filed by women and **1,128** filed by children under 18 years old.



Number of Juvenile Cases in the West Bank, 2014



Indicators on Rehabilitation in the West Bank, 2014

